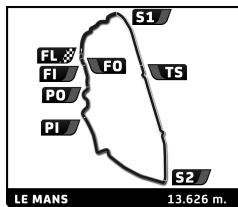


## LM24VIRTUAL

### 24h of Le Mans Virtual Race

### Classification by Driver Fastest Lap

No	Team	Class	Driver	Time	Lap	Total	Gap	Kph
1	37 JOTA TEAM REDLINE	LMP	Aleksi UUSI-JAAKKOLA	3:23.672	103	104		240.8
2	38 JOTA TEAM REDLINE	LMP	Kevin SIGGY	3:24.054	89	104	0.382 0.382	240.4
3	08 TOYOTA GAZOO RACING	LMP	Yuri KASDORP	3:24.187	109	110	0.515 0.133	240.2
4	38 JOTA TEAM REDLINE	LMP	Rudy VAN BUREN	3:24.656	98	108	0.984 0.469	239.7
5	07 TOYOTA GAZOO RACING	LMP	Maxime BRIENT	3:24.875	100	103	1.203 0.219	239.4
6	20 TEAM REDLINE	LMP	Aize KERKHOF	3:24.993	107	118	1.321 0.118	239.3
7	15 MULTIMATIC ZANSHO	LMP	Mike EPPS	3:25.304	123	123	1.632 0.311	238.9
8	03 REBELLION WILLIAMS ESPORT	LMP	Jack KEITHLEY	3:25.351	80	100	1.679 0.047	238.9
9	14 FA/RB ALLINSPORTS	LMP	Fernando ALONSO	3:25.555	71	74	1.883 0.204	238.6
10	09 PANIS RACING TRIPLE A	LMP	Nuno PINTO	3:25.582	2	97	1.910 0.027	238.6
11	09 PANIS RACING TRIPLE A	LMP	Nuno PINTO	3:25.582	2	97	1.910 0.000	238.6
12	13 REBELLION WILLIAMS ESPORT	LMP	Agustin CANAPINO	3:25.602	71	99	1.930 0.020	238.6
13	30 E-TEAM WRT	LMP	Arne SCHOONLIET	3:25.680	90	101	2.008 0.078	238.5
14	01 REBELLION WILLIAMS ESPORT	LMP	Nikodem WISNIEWSKI	3:25.719	53	91	2.047 0.039	238.4
15	33 2 SEAS MOTORSPORT	LMP	Devin BRAUNE	3:25.719	70	97	2.047 0.000	238.4
16	17 IDEC SPORT RACING	LMP	Franco COLAPINTO	3:25.722	30	105	2.050 0.003	238.4
17	04 BYKOLLES - BURST ESPORT	LMP	Jesper PEDERSEN	3:25.727	48	91	2.055 0.005	238.4
18	31 PANIS RACING TRIPLE A	LMP	Hany ALSABTI	3:25.901	22	86	2.229 0.174	238.2
19	33 2 SEAS MOTORSPORT	LMP	Rory MACDUFF	3:25.910	64	102	2.238 0.009	238.2
20	46 TDS E RACING MOTUL	LMP	Dennis JORDAN	3:25.918	65	109	2.246 0.008	238.2
21	30 E-TEAM WRT	LMP	Fabrice CORNELIS	3:25.931	32	100	2.259 0.013	238.2
22	30 E-TEAM WRT	LMP	Kelvin VAN DER LINDE	3:26.004	56	98	2.332 0.073	238.1
23	14 FA/RB ALLINSPORTS	LMP	Olli PAHKALA	3:26.031	63	68	2.359 0.027	238.1
24	07 TOYOTA GAZOO RACING	LMP	Jose Maria LOPEZ	3:26.039	111	113	2.367 0.008	238.1
25	18 VELOCE ESPORTS 3	LMP	Tom LARTILLEUX	3:26.049	22	98	2.377 0.010	238.1
26	24 VELOCE ESPORTS 1	LMP	Isaac GILLISSEN	3:26.067	32	110	2.395 0.018	238.0
27	04 BYKOLLES - BURST ESPORT	LMP	Esteban GUERRIERI	3:26.072	2	79	2.400 0.005	238.0
28	46 TDS E RACING MOTUL	LMP	Larry TEN VOOORDE	3:26.109	95	102	2.437 0.037	238.0
29	14 FA/RB ALLINSPORTS	LMP	Jarl TEIEN	3:26.133	13	80	2.461 0.024	238.0
30	30 E-TEAM WRT	LMP	Dries VANTHOOR	3:26.156	48	70	2.484 0.023	237.9
31	04 BYKOLLES - BURST ESPORT	LMP	Jernej SIMONCIC	3:26.172	85	102	2.500 0.016	237.9
32	10 TOYOTA GAZOO RACING ARG	LMP	Moreno SIRICA	3:26.182	22	69	2.510 0.010	237.9
33	02 REBELLION WILLIAMS ESPORT	LMP	Dawid MROCZEK	3:26.203	81	114	2.531 0.021	237.9
34	01 REBELLION WILLIAMS ESPORT	LMP	Raffaele MARCIELLO	3:26.238	61	109	2.566 0.035	237.8
35	06 TEAM PENSKE	LMP	Simon PAGENAUD	3:26.250	100	102	2.578 0.012	237.8
36	17 IDEC SPORT RACING	LMP	Michi HOYER	3:26.281	76	106	2.609 0.031	237.8
37	31 PANIS RACING TRIPLE A	LMP	Thibault CAZAUBON	3:26.281	90	103	2.609 0.000	237.8
38	33 2 SEAS MOTORSPORT	LMP	Oliver ROWLAND	3:26.289	108	110	2.617 0.008	237.8
39	23 TEAM ROCKET ZANSHO	LMP	Jan VON DER HEYDE	3:26.320	52	84	2.648 0.031	237.8
40	16 VELOCE ESPORTS 2	LMP	Stoffel VANDOORNE	3:26.384	61	99	2.712 0.064	237.7
41	23 TEAM ROCKET ZANSHO	LMP	Matt RICHARDS	3:26.410	51	85	2.738 0.026	237.7
42	16 VELOCE ESPORTS 2	LMP	Norman NATO	3:26.437	77	86	2.765 0.027	237.6
43	03 REBELLION WILLIAMS ESPORT	LMP	Isaac PRICE	3:26.438	12	98	2.766 0.001	237.6
44	09 PANIS RACING TRIPLE A	LMP	Adam PINCZES	3:26.461	96	97	2.789 0.023	237.6
45	24 VELOCE ESPORTS 1	LMP	Pierre GASLY	3:26.469	60	79	2.797 0.008	237.6
46	13 REBELLION WILLIAMS ESPORT	LMP	Marc GASSNER	3:26.485	62	90	2.813 0.016	237.6
47	18 VELOCE ESPORTS 3	LMP	Sacha FENESTRAZ	3:26.492	40	96	2.820 0.007	237.6
48	22 UNITED AUTOSPORTS	LMP	Job VAN UITERT	3:26.500	92	92	2.828 0.008	237.5
49	24 VELOCE ESPORTS 1	LMP	Jarno OPMEER	3:26.532	53	105	2.860 0.032	237.5
50	01 REBELLION WILLIAMS ESPORT	LMP	Kuba BRZEZINSKI	3:26.539	59	102	2.867 0.007	237.5
51	04 BYKOLLES - BURST ESPORT	LMP	Tom DILLMANN	3:26.555	71	99	2.883 0.016	237.5
52	38 JOTA TEAM REDLINE	LMP	Felix ROSENQVIST	3:26.579	81	85	2.907 0.024	237.5
53	13 REBELLION WILLIAMS ESPORT	LMP	Michael ROMANIDIS	3:26.605	47	104	2.933 0.026	237.4
54	38 JOTA TEAM REDLINE	LMP	Antonio Felix DA COSTA	3:26.689	37	69	3.017 0.084	237.3
55	20 TEAM REDLINE	LMP	Greger HUTTU	3:26.701	28	31	3.029 0.012	237.3
56	20 TEAM REDLINE	LMP	Lando NORRIS	3:26.721	19	20	3.049 0.020	237.3
57	20 TEAM REDLINE	LMP	Max VERSTAPPEN	3:26.769	2	56	3.097 0.048	237.2
58	02 REBELLION WILLIAMS ESPORT	LMP	Petar BRILJAK	3:26.799	12	80	3.127 0.030	237.2
59	23 TEAM ROCKET ZANSHO	LMP	Alex BUNCOMBE	3:26.831	22	90	3.159 0.032	237.2
60	37 JOTA TEAM REDLINE	LMP	Will STEVENS	3:26.836	78	82	3.164 0.005	237.2
61	08 TOYOTA GAZOO RACING	LMP	Brendon HARTLEY	3:26.836	115	122	3.164 0.000	237.2
62	37 JOTA TEAM REDLINE	LMP	Dominik FARBER	3:26.848	72	110	3.176 0.012	237.1
63	36 SIGNATECH ALPINE ELF	LMP	Nicolas LONGUET	3:26.848	57	81	3.176 0.000	237.1
64	50 RICHARD MILLE RACING TEAM	LMP	Emily JONES	3:26.867	100	111	3.195 0.019	237.1
65	14 FA/RB ALLINSPORTS	LMP	Rubens BARRICHELLO	3:26.868	70	78	3.196 0.001	237.1
66	13 REBELLION WILLIAMS ESPORT	LMP	Jack AITKEN	3:26.887	41	78	3.215 0.019	237.1
67	03 REBELLION WILLIAMS ESPORT	LMP	Arthur ROUGIER	3:26.905	27	92	3.233 0.018	237.1
68	16 VELOCE ESPORTS 2	LMP	Tomek PORADZISZ	3:26.965	32	80	3.293 0.060	237.0

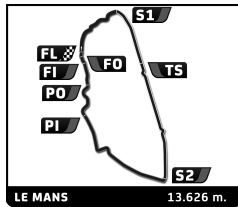


## LM24VIRTUAL

### 24h of Le Mans Virtual Race

### Classification by Driver Fastest Lap

No	Team	Class	Driver	Time	Lap	Total	Gap	Kph
69	10 TOYOTA GAZOO RACING ARG	LMP	Julian SANTERO	3:26.969	58	69	3.297 0.004	237.0
70	46 TDS E RACING MOTUL	LMP	Alex SIEBEL	3:27.033	23	89	3.361 0.064	236.9
71	01 REBELLION WILLIAMS ESPORT	LMP	Louis DELETRAZ	3:27.074	31	69	3.402 0.041	236.9
72	22 UNITED AUTOSPORTS	LMP	Alex BRUNDLE	3:27.109	69	79	3.437 0.035	236.8
73	16 VELOCE ESPORTS 2	LMP	Eamonn MURPHY	3:27.156	70	103	3.484 0.047	236.8
74	09 PANIS RACING TRIPLE A	LMP	Aurélien PANIS	3:27.230	51	94	3.558 0.074	236.7
75	03 REBELLION WILLIAMS ESPORT	LMP	Yifei YE	3:27.235	76	80	3.563 0.005	236.7
76	24 VELOCE ESPORTS 1	LMP	Jean-Eric VERGNE	3:27.271	18	76	3.599 0.036	236.7
77	08 TOYOTA GAZOO RACING	LMP	Kenta YAMASHITA	3:27.332	68	70	3.660 0.061	236.6
78	42 COOL RACING	LMP	Maxime SCALABRINI	3:27.344	102	116	3.672 0.012	236.6
79	23 TEAM ROCKET ZANSHO	LMP	Jenson BUTTON	3:27.347	87	110	3.675 0.003	236.6
80	18 VELOCE ESPORTS 3	LMP	Ryan TVETER	3:27.398	24	90	3.726 0.051	236.5
81	22 UNITED AUTOSPORTS	LMP	Tom GAMBLE	3:27.437	85	87	3.765 0.039	236.5
82	15 MULTIMATIC ZANSHO	LMP	Olivier FORTIN	3:27.441	103	135	3.769 0.004	236.5
83	15 MULTIMATIC ZANSHO	LMP	Sebastian PRIAULX	3:27.474	42	49	3.802 0.033	236.4
84	31 PANIS RACING TRIPLE A	LMP	Nicolas JAMIN	3:27.500	95	99	3.828 0.026	236.4
85	21 AXLE MOTORSPORT	LMP	Muhammad NAQUIB	3:27.523	105	106	3.851 0.023	236.4
86	06 TEAM PENSKE	LMP	Ricky TAYLOR	3:27.523	91	94	3.851 0.000	236.4
87	31 PANIS RACING TRIPLE A	LMP	Tristan VAUTIER	3:27.648	63	80	3.976 0.125	236.2
88	10 TOYOTA GAZOO RACING ARG	LMP	Fabrizio GOBBI	3:27.660	19	30	3.988 0.012	236.2
89	37 JOTA TEAM REDLINE	LMP	Gabriel AUBRY	3:27.734	38	70	4.062 0.074	236.1
90	08 TOYOTA GAZOO RACING	LMP	Sébastien BUEMI	3:27.914	64	66	4.242 0.180	235.9
91	02 REBELLION WILLIAMS ESPORT	LMP	Bruno SENNA	3:27.921	37	90	4.249 0.007	235.9
92	46 TDS E RACING MOTUL	LMP	Giedo VAN DER GARDE	3:27.969	63	69	4.297 0.048	235.9
93	07 TOYOTA GAZOO RACING	LMP	Kamui KOBAYASHI	3:27.980	2	77	4.308 0.011	235.9
94	50 RICHARD MILLE RACING TEAM	LMP	Sophia FLOERSCH	3:28.039	82	87	4.367 0.059	235.8
95	12 MPI-ZANSHO	LMP	Sido WEIJER	3:28.195	108	109	4.523 0.156	235.6
96	36 SIGNATECH ALPINE ELF	LMP	Thomas LAURENT	3:28.273	75	101	4.601 0.078	235.5
97	33 2 SEAS MOTORSPORT	LMP	las BIN ABDULLA AL-KHALIFA	3:28.320	58	61	4.648 0.047	235.5
98	17 IDEC SPORT RACING	LMP	Paul-Loup CHATIN	3:28.336	49	76	4.664 0.016	235.5
99	22 UNITED AUTOSPORTS	LMP	Filipe ALBUQUERQUE	3:28.336	83	101	4.664 0.000	235.5
100	12 MPI-ZANSHO	LMP	Pietro FITTIPALDI	3:28.414	104	108	4.742 0.078	235.4
101	17 IDEC SPORT RACING	LMP	Richard BRADLEY	3:28.488	54	82	4.816 0.074	235.3
102	42 COOL RACING	LMP	Erwan BARBIER	3:28.602	83	88	4.930 0.114	235.2
103	21 AXLE MOTORSPORT	LMP	Mika HAKIMI	3:28.660	43	116	4.988 0.058	235.1
104	15 MULTIMATIC ZANSHO	LMP	Andy PRIAULX	3:28.681	43	50	5.009 0.021	235.1
105	50 RICHARD MILLE RACING TEAM	LMP	Tatiana CALDERON	3:28.758	94	102	5.086 0.077	235.0
106	06 TEAM PENSKE	LMP	Juan Pablo MONTOYA	3:28.801	48	59	5.129 0.043	234.9
107	06 TEAM PENSKE	LMP	Dane CAMERON	3:28.976	96	101	5.304 0.175	234.7
108	36 SIGNATECH ALPINE ELF	LMP	Pierre RAGUES	3:29.254	43	82	5.582 0.278	234.4
109	36 SIGNATECH ALPINE ELF	LMP	André NEGRÃO	3:29.390	48	83	5.718 0.136	234.3
110	07 TOYOTA GAZOO RACING	LMP	Mike CONWAY	3:29.520	46	74	5.848 0.130	234.1
111	21 AXLE MOTORSPORT	LMP	Alister YOONG	3:29.821	82	95	6.149 0.301	233.8
112	42 COOL RACING	LMP	Nicolas LAPIERRE	3:29.860	74	89	6.188 0.039	233.7
113	09 PANIS RACING TRIPLE A	LMP	Olivier PANIS	3:30.000	72	74	6.328 0.140	233.6
114	42 COOL RACING	LMP	Antonin BORGA	3:30.274	36	66	6.602 0.274	233.3
115	12 MPI-ZANSHO	LMP	Tony KANAAN	3:30.539	63	70	6.867 0.265	233.0
116	21 AXLE MOTORSPORT	LMP	Alex YOONG	3:30.812	29	33	7.140 0.273	232.7
117	02 REBELLION WILLIAMS ESPORT	LMP	Gustavo MENEZES	3:30.836	27	79	7.164 0.024	232.7
118	10 TOYOTA GAZOO RACING ARG	LMP	Nelson PIQUET JR	3:31.043	9	20	7.371 0.207	232.4
119	10 TOYOTA GAZOO RACING ARG	LMP	Nelson PIQUET JR	3:31.043	9	20	7.371 0.000	232.4
120	12 MPI-ZANSHO	LMP	Max PAPIS	3:32.617	20	74	8.945 1.574	230.7
121	50 RICHARD MILLE RACING TEAM	LMP	Katherine LEGGE	3:34.242	56	61	10.570 1.625	229.0
122	93 PORSCHE ESPORTS TEAM	GTE	Joshua ROGERS	3:48.203	46	89	24.531 13.961	215.0
123	64 CORVETTE RACING	GTE	Alen TERZIC	3:48.218	75	101	24.546 0.015	214.9
124	95 ASTON MARTIN RACING	GTE	Lasse SORENSEN	3:48.832	59	95	25.160 0.614	214.4
125	91 PORSCHE ESPORTS TEAM	GTE	Mitchell DEJONG	3:48.867	46	102	25.195 0.035	214.3
126	93 PORSCHE ESPORTS TEAM	GTE	Tommy ØSTGAARD	3:48.930	17	101	25.258 0.063	214.3
127	97 ASTON MARTIN RACING	GTE	Charles EASTWOOD	3:48.938	74	74	25.266 0.008	214.3
128	63 CORVETTE RACING	GTE	Laurin HEINRICH	3:49.039	72	83	25.367 0.101	214.2
129	80 R8G ESPORTS TEAM	GTE	Erhan JAJOVSKI	3:49.125	90	101	25.453 0.086	214.1
130	92 PORSCHE ESPORTS TEAM	GTE	Mack BAKKUM	3:49.222	58	98	25.550 0.097	214.0
131	86 GULF RACING	GTE	Eros MASCIULLI	3:49.227	82	86	25.555 0.005	214.0
132	80 R8G ESPORTS TEAM	GTE	Daniel JUNCADELLA	3:49.290	73	98	25.618 0.063	213.9
133	52 FERRARI - AF CORSE	GTE	David TONIZZA	3:49.352	64	85	25.680 0.062	213.9
134	93 PORSCHE ESPORTS TEAM	GTE	Ayhancan GÜVEN	3:49.473	32	78	25.801 0.121	213.8
135	57 TEAM PROJECT 1	GTE	Tim NEUENDORF	3:49.574	2	87	25.902 0.101	213.7
136	94 PORSCHE ESPORTS TEAM	GTE	David WILLIAMS	3:49.574	44	56	25.902 0.000	213.7

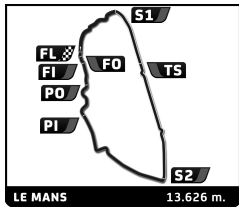


## LM24VIRTUAL

### 24h of Le Mans Virtual Race

### Classification by Driver Fastest Lap

No	Team	Class	Driver	Time	Lap	Total	Gap	Kph	
137	80 R8G ESPORTS TEAM	GTE	Risto KAPPET	3:49.629	44	82	25.957	0.055	213.6
138	88 DEMPSEY-PROTON RACING	GTE	Kevin VAN DOOREN	3:49.633	86	98	25.961	0.004	213.6
139	51 FERRARI - AF CORSE	GTE	David PEREL	3:49.649	68	80	25.977	0.016	213.6
140	71 FERRARI - AF CORSE	GTE	Jordy ZWIERS	3:49.718	92	104	26.046	0.069	213.5
141	92 PORSCHE ESPORTS TEAM	GTE	Jeremy BOUTELOUP	3:49.785	45	88	26.113	0.067	213.5
142	88 DEMPSEY-PROTON RACING	GTE	Loek HARTOG	3:49.809	44	98	26.137	0.024	213.5
143	92 PORSCHE ESPORTS TEAM	GTE	Matt CAMPBELL	3:49.828	73	81	26.156	0.019	213.4
144	52 FERRARI - AF CORSE	GTE	Enzo BONITO	3:49.890	89	100	26.218	0.062	213.4
145	57 TEAM PROJECT 1	GTE	Dylan PEREIRA	3:49.902	76	98	26.230	0.012	213.4
146	95 ASTON MARTIN RACING	GTE	Manuel BIANCOLILLA	3:49.961	46	86	26.289	0.059	213.3
147	91 PORSCHE ESPORTS TEAM	GTE	Martti PIETILÄ	3:50.063	56	85	26.391	0.102	213.2
148	86 GULF RACING	GTE	Adam MAGUIRE	3:50.111	18	85	26.439	0.048	213.2
149	51 FERRARI - AF CORSE	GTE	Kasper STOLTZE	3:50.164	68	95	26.492	0.053	213.1
150	64 CORVETTE RACING	GTE	Dennis LIND	3:50.175	29	88	26.503	0.011	213.1
151	93 PORSCHE ESPORTS TEAM	GTE	Nick TANDY	3:50.176	61	71	26.504	0.001	213.1
152	94 PORSCHE ESPORTS TEAM	GTE	Martin KRÖNKE	3:50.286	29	30	26.614	0.110	213.0
153	71 FERRARI - AF CORSE	GTE	Federico LEO	3:50.305	43	91	26.633	0.019	213.0
154	63 CORVETTE RACING	GTE	Nicky CATSBURG	3:50.379	77	99	26.707	0.074	212.9
155	57 TEAM PROJECT 1	GTE	Zbigniew SIARA	3:50.414	74	90	26.742	0.035	212.9
156	98 ASTON MARTIN RACING	GTE	Ross GUNN	3:50.446	59	68	26.774	0.032	212.9
157	97 ASTON MARTIN RACING	GTE	Tiziano BRIONI	3:50.453	93	105	26.781	0.007	212.9
158	51 FERRARI - AF CORSE	GTE	Matteo CARUSO	3:50.609	87	90	26.937	0.156	212.7
159	86 GULF RACING	GTE	Andrew WATSON	3:50.610	32	76	26.938	0.001	212.7
160	67 MAHLE RACING TEAM	GTE	Kevin ROTTING	3:50.645	28	79	26.973	0.035	212.7
161	99 FEED RACING	GTE	Axel PETIT	3:50.676	55	84	27.004	0.031	212.7
162	56 TEAM PROJECT 1	GTE	Dany GIUSA	3:50.680	65	89	27.008	0.004	212.6
163	95 ASTON MARTIN RACING	GTE	Nicki THIM	3:50.828	72	98	27.156	0.148	212.5
164	80 R8G ESPORTS TEAM	GTE	Mathias BECHE	3:50.937	52	56	27.265	0.109	212.4
165	71 FERRARI - AF CORSE	GTE	Amos LAURITO	3:50.969	44	78	27.297	0.032	212.4
166	92 PORSCHE ESPORTS TEAM	GTE	Jaxon EVANS	3:50.993	66	66	27.321	0.024	212.4
167	98 ASTON MARTIN RACING	GTE	Giuseppe DE FUOCO	3:50.999	32	91	27.327	0.006	212.4
168	52 FERRARI - AF CORSE	GTE	Charles LECLERC	3:51.008	73	83	27.336	0.009	212.3
169	54 STRONG TOGETHER	GTE	Tony MELLA	3:51.039	88	100	27.367	0.031	212.3
170	94 PORSCHE ESPORTS TEAM	GTE	Patrick PILET	3:51.136	16	31	27.464	0.097	212.2
171	91 PORSCHE ESPORTS TEAM	GTE	Neel JANI	3:51.164	83	84	27.492	0.028	212.2
172	86 GULF RACING	GTE	Benjamin BARKER	3:51.171	58	77	27.499	0.007	212.2
173	91 PORSCHE ESPORTS TEAM	GTE	André LOTTERER	3:51.250	56	62	27.578	0.079	212.1
174	99 FEED RACING	GTE	Theo POURCHAIRE	3:51.301	72	94	27.629	0.051	212.1
175	99 FEED RACING	GTE	Simon PILATE	3:51.320	44	71	27.648	0.019	212.1
176	51 FERRARI - AF CORSE	GTE	Nicklas NIELSEN	3:51.363	31	63	27.691	0.043	212.0
177	63 CORVETTE RACING	GTE	Alex VOSS	3:51.429	56	79	27.757	0.066	212.0
178	64 CORVETTE RACING	GTE	Tommy MILNER	3:51.485	77	90	27.813	0.056	211.9
179	88 DEMPSEY-PROTON RACING	GTE	Michael FRANCESCONI	3:51.497	16	70	27.825	0.012	211.9
180	52 FERRARI - AF CORSE	GTE	Antonio GIOVINAZZI	3:51.602	53	56	27.930	0.105	211.8
181	54 STRONG TOGETHER	GTE	Giancarlo FISICHELLA	3:51.719	59	72	28.047	0.117	211.7
182	57 TEAM PROJECT 1	GTE	Dennis OLSEN	3:51.791	3	60	28.119	0.072	211.6
183	88 DEMPSEY-PROTON RACING	GTE	Riccardo PERA	3:51.929	68	71	28.257	0.138	211.5
184	54 STRONG TOGETHER	GTE	Felipe MASSA	3:51.979	16	98	28.307	0.050	211.5
185	98 ASTON MARTIN RACING	GTE	Jonathan ADAM	3:52.015	87	95	28.343	0.036	211.4
186	63 CORVETTE RACING	GTE	Jordan TAYLOR	3:52.051	73	74	28.379	0.036	211.4
187	97 ASTON MARTIN RACING	GTE	Harry TINCKNELL	3:52.122	63	74	28.450	0.071	211.3
188	99 FEED RACING	GTE	Alexandre VROMANT	3:52.141	70	85	28.469	0.019	211.3
189	67 MAHLE RACING TEAM	GTE	Jimmy BROADBENT	3:52.469	62	83	28.797	0.328	211.0
190	56 TEAM PROJECT 1	GTE	Lukas MÜLLER	3:52.649	66	68	28.977	0.180	210.8
191	94 PORSCHE ESPORTS TEAM	GTE	Simona DE SILVESTRO	3:52.652	44	49	28.980	0.003	210.8
192	95 ASTON MARTIN RACING	GTE	Richard WESTBROOK	3:52.758	32	59	29.086	0.106	210.7
193	71 FERRARI - AF CORSE	GTE	Miguel MOLINA	3:52.836	49	62	29.164	0.078	210.7
194	98 ASTON MARTIN RACING	GTE	Darren TURNER	3:52.898	73	80	29.226	0.062	210.6
195	54 STRONG TOGETHER	GTE	Francesco CASTELLACCI	3:52.930	24	65	29.258	0.032	210.6
196	56 TEAM PROJECT 1	GTE	Laurents HÖRR	3:52.937	21	97	29.265	0.007	210.6
197	97 ASTON MARTIN RACING	GTE	Alexander LYNN	3:53.062	33	77	29.390	0.125	210.5
198	67 MAHLE RACING TEAM	GTE	Ferdinand HABSBURG	3:53.508	57	103	29.836	0.446	210.1
199	64 CORVETTE RACING	GTE	Jan MAGNUSSEN	3:54.295	18	58	30.623	0.787	209.4
200	56 TEAM PROJECT 1	GTE	David KOLKMANN	3:54.399	68	75	30.727	0.104	209.3
201	67 MAHLE RACING TEAM	GTE	Robert WICKENS	3:54.828	53	63	31.156	0.429	208.9
18	VELOCE ESPORTS 3	LMP	James BALDWIN						



# LM24VIRTUAL

24h of Le Mans Virtual  
Race

Classification by Driver Fastest Lap

No	Team	Class	Driver	Time	Lap	Total	Gap	Kph
----	------	-------	--------	------	-----	-------	-----	-----

Track Status: **DRY**